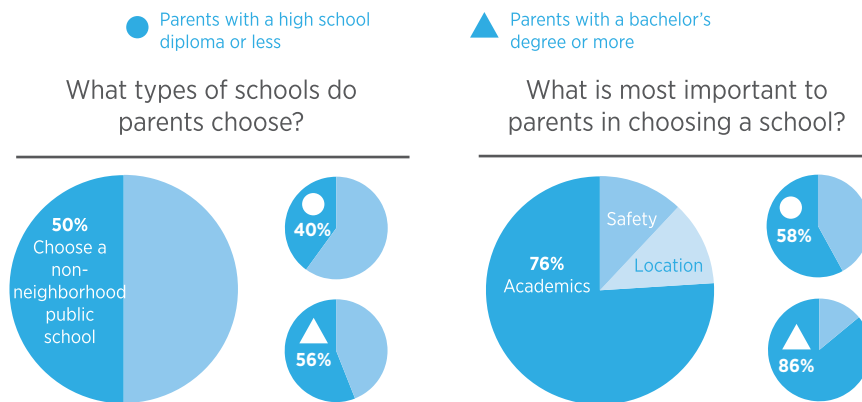


# DENVER

**What is it like for parents to choose a public school in cities that provide multiple options?** According to a survey of 4,000 public school parents in eight “high-choice” cities, including Denver, parents’ experiences vary widely. A majority of Denver parents reported that schools are getting better (59%), that they have another good public school option besides their current school (60%), and that they have trust and confidence in the city’s school system (63%). At the same time, parents of children with special needs in Denver were significantly more likely to report trouble finding a school that provides a good fit compared to other parents. Parents with a high school diploma or less in Denver were far less likely to choose a non-neighborhood-based school for their child than parents with a bachelor’s degree or more, a gap that was among the largest observed across the eight cities surveyed. For the full report comparing all eight cities, visit [crpe.org](http://crpe.org).

## HOW PARENTS CHOOSE A SCHOOL

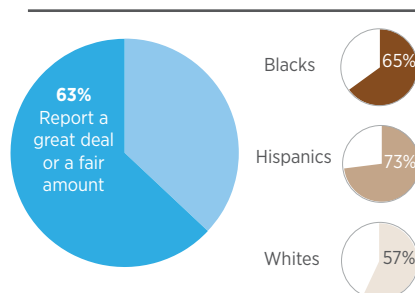


## HOW PARENTS PERCEIVE THEIR OPTIONS

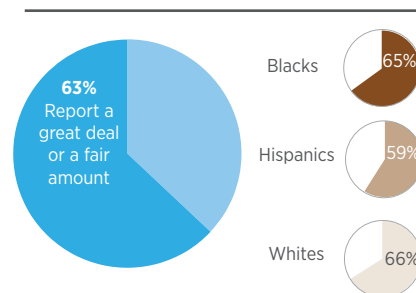


## PARENTS' TRUST AND CONFIDENCE IN CITY LEADERS

How much trust and confidence do parents have in the school system to make sure all neighborhoods have great schools?



How much trust and confidence do parents have in city leaders to address public problems?



# DENVER

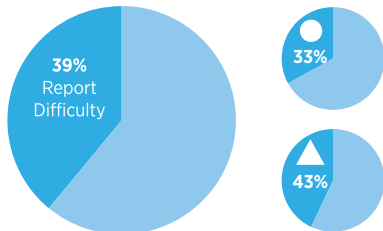
## COMMON BARRIERS TO CHOOSING A SCHOOL

● Parents with a high school diploma or less

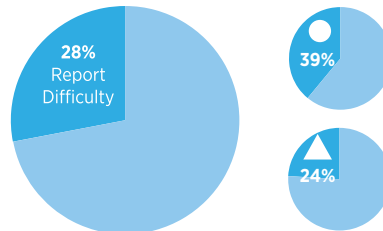
▲ Parents with a bachelor's degree or more



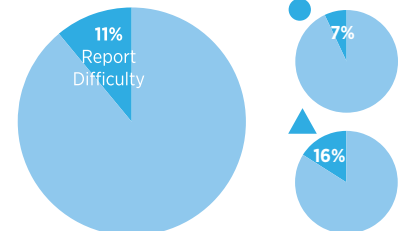
Available schools weren't a good fit



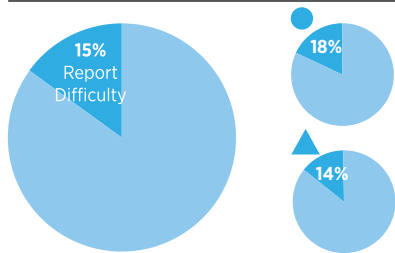
Understanding which schools their child was eligible to attend



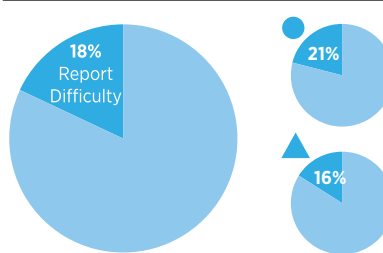
Difficult or confusing paperwork



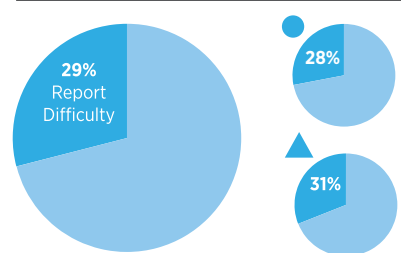
Number of applications



Different application deadlines



Finding transportation for their child to and from school



## HOW PARENTS BECOME INFORMED ABOUT THEIR OPTIONS

Parents use on average

**3** information sources



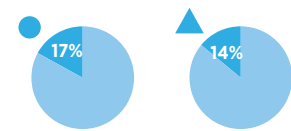
**51%**

of parents say **visiting the school** is the most useful information source



**17%**

Unable to get information needed to choose



## HOW PARENTS GET THEIR CHILD TO SCHOOL

**64%**



of parents report driving their child to and from school

**TRIP TIME (EACH WAY) FOR CHILDREN IN NON-NEIGHBORHOOD PUBLIC SCHOOLS**

**00:15:00**

Children in non-neighborhood public schools traveled longer (7 minutes longer than those in neighborhood public schools).