

## FAST FACTS

### Academic Progress and Recovery

**92%**  
of school  
leaders



are concerned about students' ability to meet grade-level standards

Source: [NCES](#)

**1**  
in reading



**3**  
in math



Number of **states** where students have recovered to pre-pandemic levels

Source: [ERS](#)

**20%**  
of teachers



report that their students are progressing very well **academically**

Source: [EdChoice](#)

**17%**  
of teachers



report that their students are progressing very well in **social development**

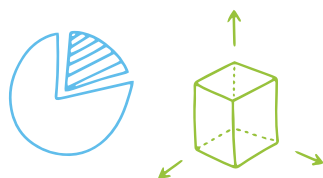
Source: [EdChoice](#)

**14%**  
of teachers



report that their students are progressing very well in **emotional development**

Source: [EdChoice](#)



**22%**  
of American  
adults

say they feel positively about the direction of education across the country

Source: [EdChoice](#)

more than

**50%**  
of teenagers

said public K-12 schools were doing a **fair or poor job**



**8%**  
of teenagers

said public K-12 schools were doing an **excellent job**

Source: [New York Times](#)


**60%** of teenagers  
said pandemic learning loss was a problem



Source: [New York Times](#)

## Economic Impacts

**\$31 trillion** potential cost in future gross domestic product of pandemic learning loss



Source: [Hoover Institution](#)

## Absenteeism and Student Engagement

at least  
**20%** of students



were chronically absent during the 2022-23 school year in 36 states (out of 42 states plus Washington, D.C. included in the data)

Source: [FutureEd](#)

**50,000** students

estimated to still be missing from any kind of U.S. school as of Fall 2022

Source: [AP](#)



Source: [EdChoice](#)

**7/10** students report that all or most of their peers are **bored in class**

## Enrollment Declines and the Fiscal Cliff

# 4,428



### U.S. schools

lost more than 20% enrollment between the 2018-19 and 2021-22 school years

Source: [The74](#)

# 1 in 3



### school districts

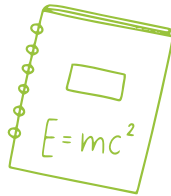
hired more teachers while serving fewer students

Source: [The74](#)

## Opportunity Gaps

# 54%

### of schools

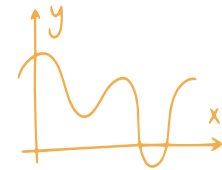


with **low** Black and Latine enrollment offer calculus

Source: [U.S. Dept. of Education](#)

# 35%

### of schools

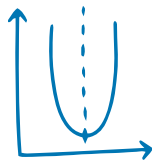


with **high** Black and Latine enrollment offer calculus

Source: [U.S. Dept. of Education](#)

# 3%

### drop



in the number of **rural** 8th-grade students taking Algebra I between 2019 and 2022

Source: [CPE & NSBA](#)

# 1%

### drop



in the number of **urban & suburban** 8th-grade students taking Algebra I between 2019 and 2022

Source: [CPE & NSBA](#)

# Mental Health and Well-Being

estimated

**17.4**  
million K-12  
students



who have mental health needs

Source: [McKinsey & Company](#)

estimated

**1.1**  
million K-12  
students



who can receive services given schools' current mental health provider capacity

Source: [McKinsey & Company](#)



**chronically absent students are**  
**3-4x**  
**more likely**

to also have high levels of mental health concerns compared to students who are seldom absent

Source: [USC](#)

**36%**  
**of teenagers**

report their mental health is **better or much better** since the pandemic started



Source: [EdChoice](#)

**35%**  
**of teenagers**

report their mental health is **worse or much worse** since the pandemic started



Source: [EdChoice](#)